

WL1024C

Integrated arm with anti-shear protection and mechanical limit stop on closure



Built-in control unit with provision for battery housing

ON2



TS



The kit contains:

WL1024C 1 electromechanical gear motor, surface mounted, with built-in control unit and OXI plug-in receiver.

ON2 1 transmitter 433.92 MHz, 2 channels.

TS 1 signboard.

For swing gates with leafs up to 1.8 m.

Especially suited to gates in wood or PVC.

Irreversible electromechanical gear motor at 24 Vdc, with articulated arm, magnetic encoder and Nice BlueBUS technology.

Compatible for operation with Solemyo and Opera systems.

Ultra compact: ideal for pedestrian gates, recommended for small posts (width 10 cm).

Safe: thanks to the irreversible motor and anti-shear arm with built-in mechanical stop on closure (with installation of entire arm).

Practical: the articulated arm enables installation in specific conditions, such as in the presence of small walls or obstacles adjacent to the post.

Quick: no waiting in front of the gate, just 7 seconds to open or close (in optimal installation conditions, with reduced arm and 90° opening).

Convenient: incorporable flashing Led indicator, with courtesy light function (WLT, optional); rapid motor release for manual movement of the gate.

Control unit with BlueBUS technology:

- simple programming;
- self-learning of opening and closing limit positions;
- automatic fault diagnostics;
- programming of pause time;
- pedestrian pass door;
- deceleration on opening and closing;
- provision for connection of latest generation resistive sensitive edges.

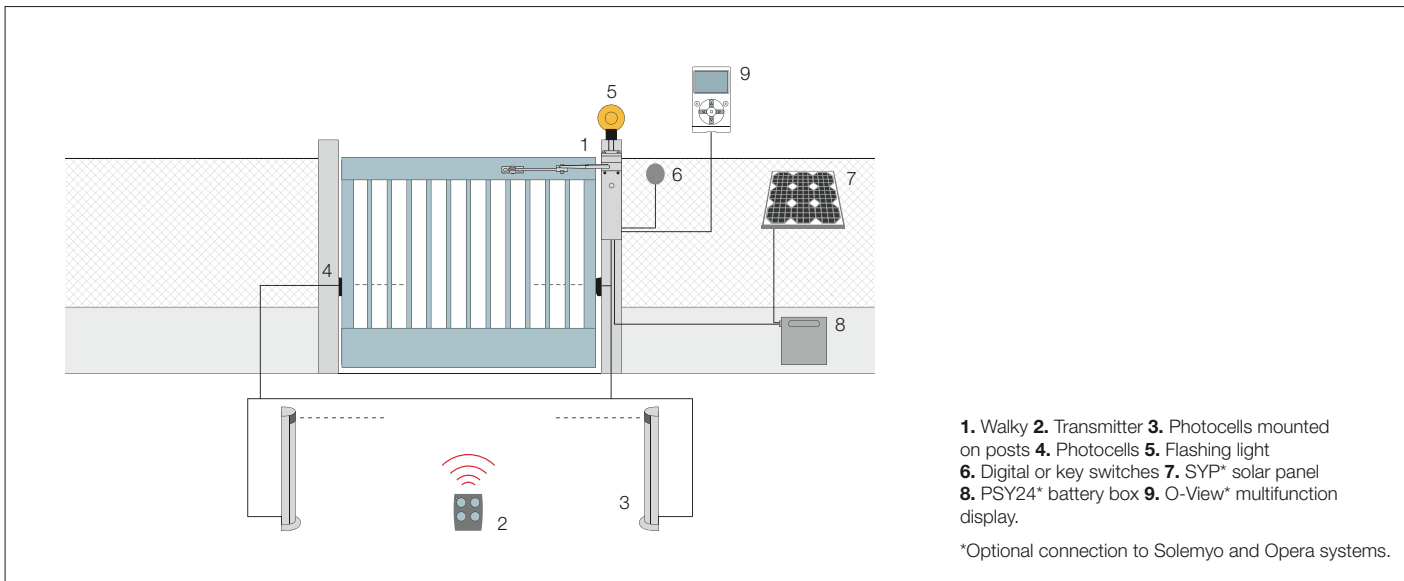
No black out: operation in the event of a power failure by means of optional batteries (PS424) housed inside the motor.

Code	Description	Pack/pallet
WALKY1024KCE	Kit for swing gates with leafs up to 1.8 m, 24 Vdc, surface mounted	18

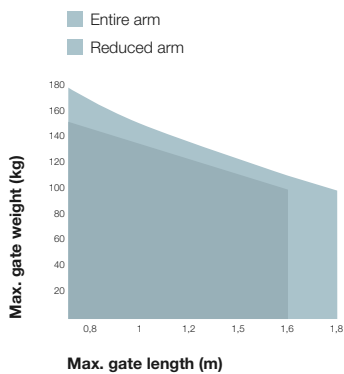
N.B. The content of the package may vary: consult the retailer.

Technical specifications

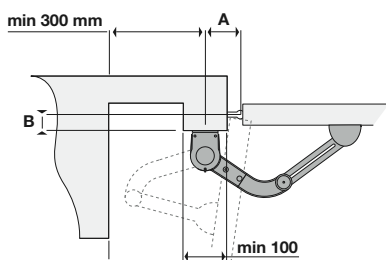
Code	WL1024C
Electrical data	
Power supply (Vac 50 Hz)	230
Power supply (Vdc)	-
Absorption (A)	0.8
Power (W)	120
Built-in capacitor (µF)	-
Performance data	
Speed (Rpm)	1.7 - 2.5
Torque (Nm)	100
Work cycle (cycles/hour)	50
Dimensional and general data	
Protection level (IP)	44
Working temp. (°C Min/Max)	-20° ÷ +50°
Dimensions (mm)	90x125x385 h
Weight (kg)	4.8



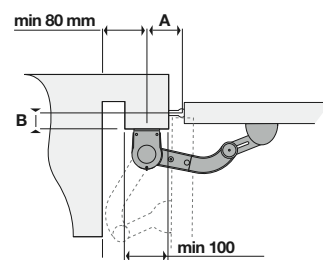
Utilisation limits



Entire arm



Reduced arm



Accessories



WLA1
Spare control unit, for WL1024C.



PS424
Buffer battery.
Pc/pack 1



PLA10
Vertical 12 V electric lock (required for gates longer than 3 m).
Pc/pack 1



PLA11
Horizontal 12 V electric lock (required for gates longer than 3 m).
Pc/pack 1

Solemyo system



The solar power kit Solemyo to automate gates, garage doors or barrier gates, including those located far from the power mains and without the need for costly and invasive excavation work. See pages 14/17

Opera system



The innovative Opera system enables the installer to manage, program and control automation systems, also remotely, simply and safely, with significant savings in time. See pages 122/141